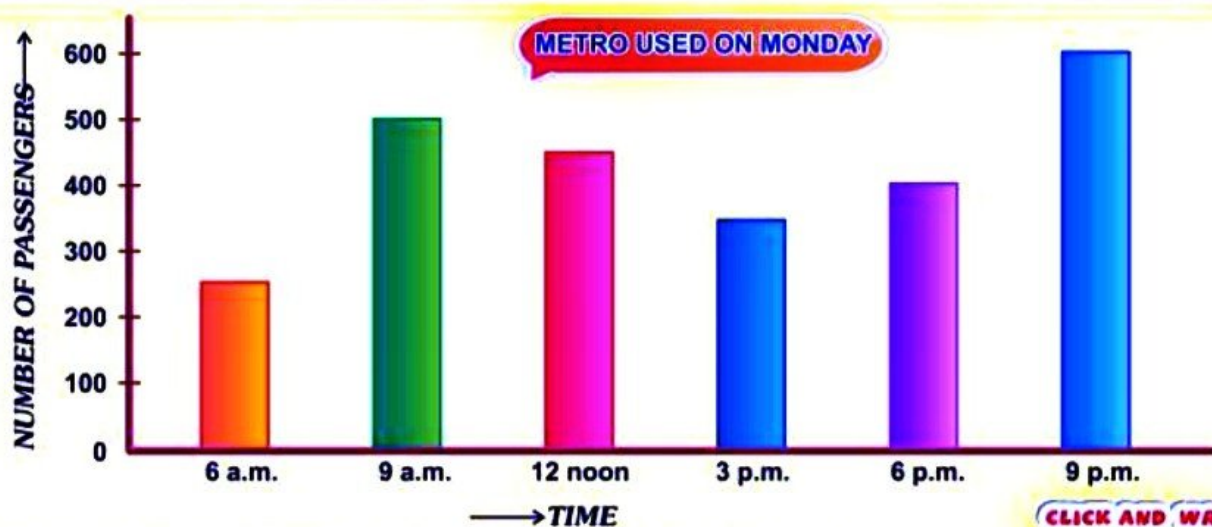


Write your answer in capital Letters

DATA INTERPRETATION

READ THE BAR GRAPH CAREFULLY AND ANSWER THE FOLLOWING QUESTIONS

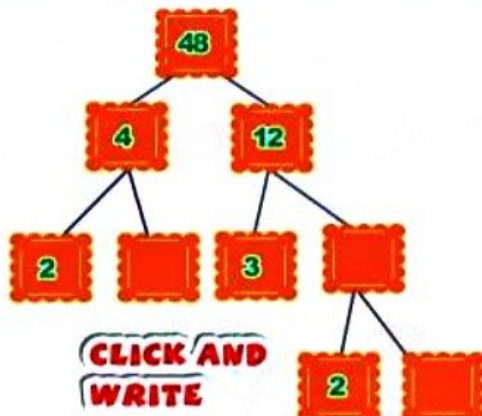


- 1 AT WHAT TIME WAS THE METRO MOST CROWDED?
- 2 AT WHAT TIME DID THE LEAST NUMBER OF PEOPLE USE THE METRO?
- 3 WHAT WAS THE DIFFERENCE IN THE NUMBER OF PASSENGERS AT 12 NOON AND 3 PM?
- 4 HOW MANY PEOPLE USED THE METRO ON MONDAY?
- 5 AT WHAT TIME IN THE MORNING DID THE NUMBER OF PASSENGERS DOUBLE?

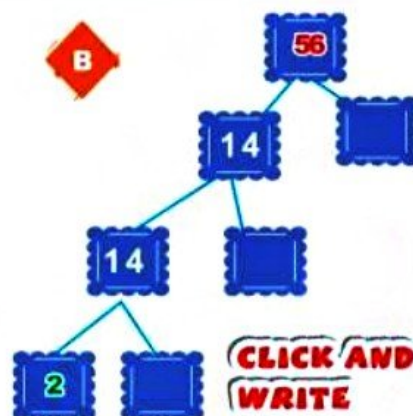
CLICK AND WRITE

COMPLETE THE FACTOR TREE

A



B



NOUNS & PRONOUNS

REPLACE THE HIGHLIGHTED WORDS WITH THEIR PRONOUNS AND WRITE IN THE BOX.



CLICK AND WRITE



CLICK AND WRITE



CLICK AND WRITE



CLICK AND WRITE



CLICK AND WRITE



CLICK AND WRITE



CLICK AND WRITE



CLICK AND WRITE

OUR INDIA

NICK NAME OF SOME PLACES ARE GIVEN BELOW IDENTIFY THEM



MANCHESTER OF INDIA



CLICK AND WRITE



GARDEN CITY OF INDIA



CLICK AND WRITE



PINK CITY OF INDIA



CLICK AND WRITE



CITY OF TEMPLES



CLICK AND WRITE



CITY OF SEVEN ISLAND



CLICK AND WRITE




CITY OF NAWABS

CLICK AND WRITE



SPACE CITY OF INDIA

CLICK AND WRITE



CITY OF LAKES

CLICK AND WRITE

DIRECTIONS

ANSWER THE FOLLOWING QUESTIONS BASED ON DIRECTIONS

Gore Street



Davis Street



Smith Street



Mass Street

Robin Street



Joy Street



CLICK AND WRITE

WHAT IS ON SOUTH SIDE OF THE FARM HOUSE?

1 MY HOUSE IS IN WHICH DIRECTION OF AMUSEMENT PARK?

3 PLACES THAT ARE IN WEST DIRECTION FROM JOY STREET.

4 TO GET FROM PARK TO HOSPITAL , YOU MUST CROSS WHICH STREET?

5 TO REACH FROM FARM HOUSE TO RESTAURANT , YOU MUST CROSS WHICH STREET?

6 WHICH STREET IS ON EXTREME NORTH SIDE OF PARK?